

P 55



SS AISI 316

WEIGHT
6,8 kg

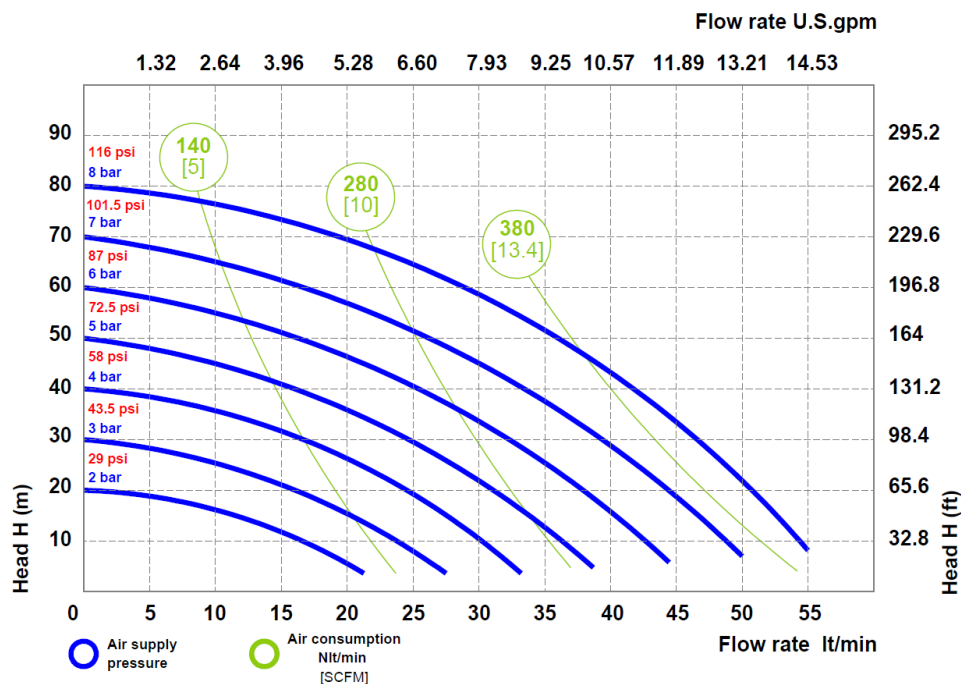
TEMPERATURE
-20°C +95°C

CE EAC

UK CA

PERFORMANCE

The curves and performance values refer to pumps with submerged suction and free delivery outlet, with water at 20 °C. These data may vary according to the construction materials and hydraulic conditions.



TECHNICAL DATA

Fluid connections	1/2" BSPP
Air connection	1/4" BSPP
Max. flow rate	55 lt/min
Max air pressure	8 bar
Max delivery head	80 m
Max suction lift dry	5 m
Max suction lift wet	9,8 m
Max solid passing	3,5 mm
Noise level	70 dB
Max viscosity	15.000 cps

Displacement per stroke **140 CC ~**

Displacement per stroke may vary based on suction condition, discharge head, air pressure and fluid type.

II 3/3 G Ex h IIC T4 Gc

II 3 D Ex h IIIB T135°C Dc X

Made in Italy




FLUIMAC S.r.l. - Via Breascia, 1 - 21049 - Tradate - VA - ITALY
info@fluimac.com - www.fluimac.com
 tel. +39 0331 866688 - Fax +39 0331 864870
 P.I./VAT 03259160129



P 55

COMPOSITION

MODEL	CASING	DIAPHRAGM	BALLS	SEATS	GASKET	CONNECTIONS	ATEX	PORTS
P0055	S = SS	HT = HYTREL+PTFE MT = SANTOPRENE+PTFE H = HYTREL W = SANTOPRENE H.R. D = EPDM N = NBR	T=PTFE S=SS D = EPDM N = NBR	S=SS	D = EPDM V = VITON N = NBR T = PTFE	1 = BSPP 2 = FLANGED 5 = NPT	- = ZONE 2	AB = STANDARD D



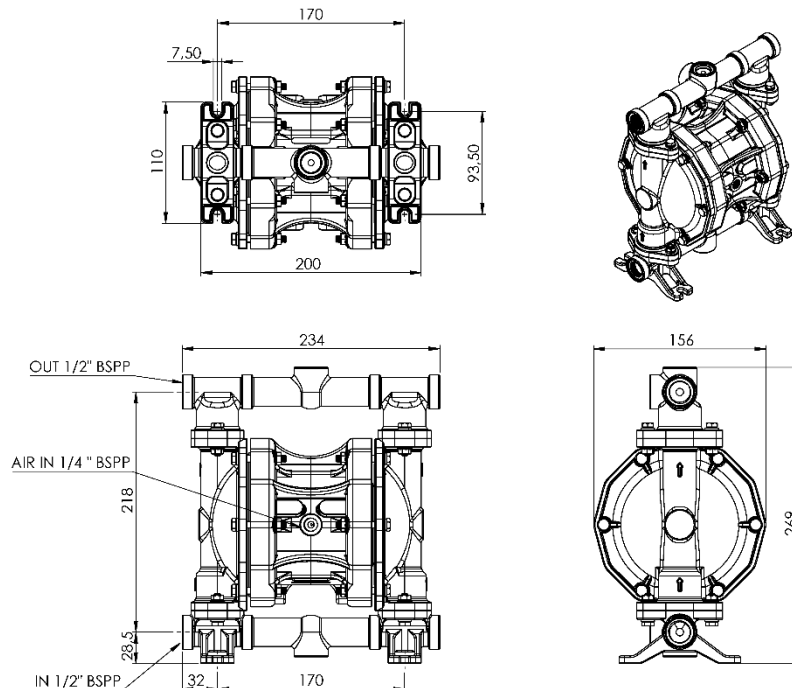
AVAILABLE CONNECTIONS

DELIVERY: B-D-S-F-P

SUCTION: A-C-T-E-G

**PACKING DIMENSION
CARTON BOX: 31 x 21 x 30 cm**

DIMENSIONS



Technical data are approximate and not binding for the manufacturer who reserves the right to change them without notice at any time.



FLUIMAC S.r.l. - Via Breascia, 1 - 21049 - Tradate - VA - ITALY
info@fluimac.com - www.fluimac.com
tel. +39 0331 866688 - Fax +39 0331 864870
P.I./VAT 03259160129

